



Gate & Panel Details

Pelican Panels do not have a "standard" range.

All products are made to measure so we can match or change any design to suit your requirements. Extra Rails or Extra rows of spears or circles can be added. We often manufacture with an extra row of uprights across the bottom of panels or gates to keep small dogs in. Whatever your needs may be the team at Pelican Panels can manufacture to suit.

All designs are manufactured to maintain structural integrity, we do not scrim on Size, Thickness or Quality of materials.

Aluminium

Drilled Thru Rails for strength

- 40x40x1.6mm
- Rails & Gate Frames
- 19mm x 1.6mm Tube
- Tube @ 100mm Centres

Slats

- 65x16x1.4mm

Steel

Face Welded to Rail

- 30x30x1.6mm
- Rails & Gate Frames
- 19mm x 1.2mm Tube
- Tube @ 100mm Centres

For Specifications on Custom design products please contact our office.

Suitable Uses

- Pool
- Security
- Boundary
- Balustrade
- Entry Gates


All designs shown can be manufactured into Pedestrian, Sliding & Double Entry Gates with full automation.

Check for underground services - Gas, Electricity & Telecommunications. Dial 1100 for details.

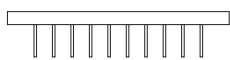
Allow 24 hours for concrete in posts to set before installing Panels or Gates.

Onsite cutting down of any panels or posts with a hacksaw or grinder should not be required. All orders are made to measure.


All of our Tubular Fencing is available in any Dulux Powdercoat colour. See our website for the full range.



BURNSIDE - ON EDGE



Top View



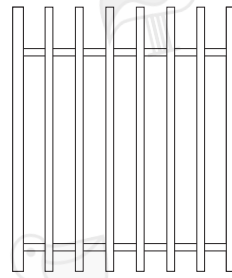
BEAUMONT - ON EDGE



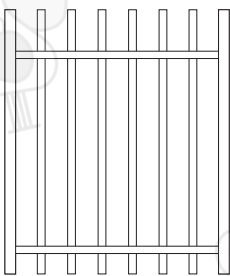
Top View



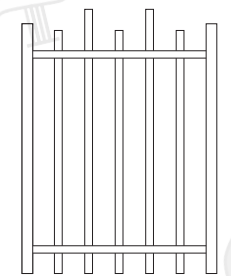
Side View
45° Angled Tops



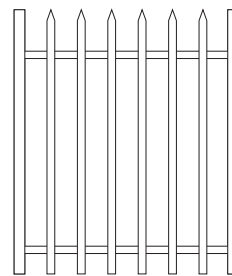
BEDFORD



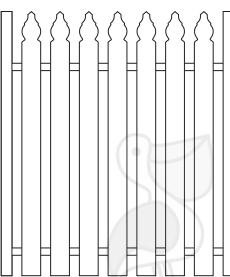
BEDFORD - DRILLED THROUGH



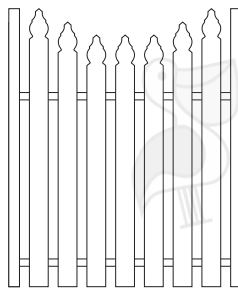
BEDFORD HI-LO



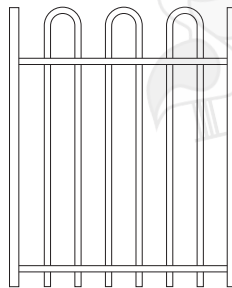
KESWICK (SQUASH TOP)



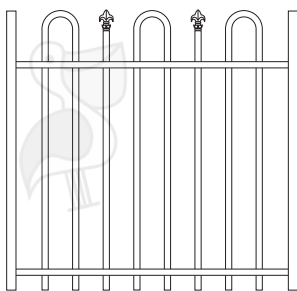
UNLEY



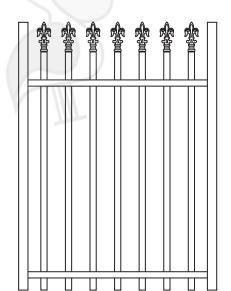
UNLEY HERITAGE




LONSDALE



SEAFORD

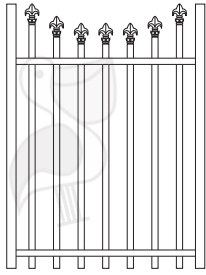


SEACLIFF

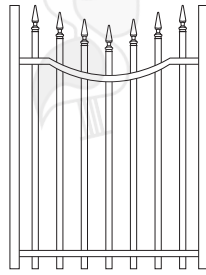


SEACLIFF ARCH






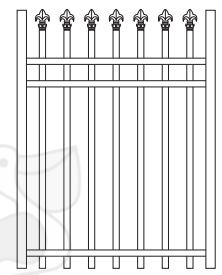
SEACLIFF HERITAGE




SEACLIFF REVERSE ARCH




SEACLIFF HI-LO SPEAR



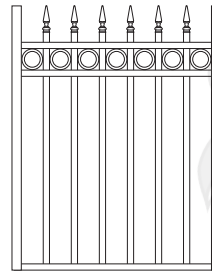
SEACLIFF - EXTRA RAIL




BRIGHTON



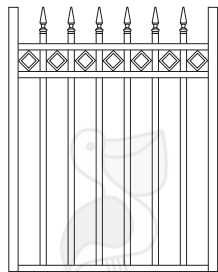
BRIGHTON ARCH



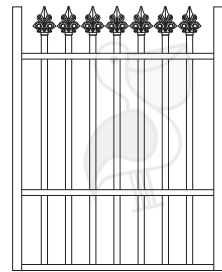
NORWOOD - CIRCLES



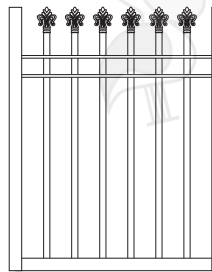
NORWOOD - CROSSES



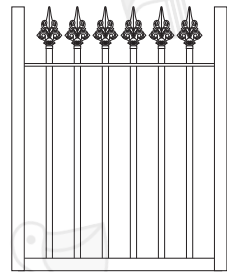
NORWOOD - DIAMONDS



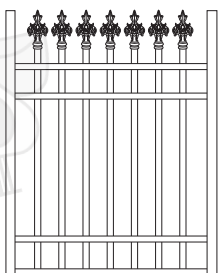
SEACLIFF
EXTRA RAIL




ST PETERS - 3 RAIL FLAT BAR




ST PETERS - FLAT BAR




MAWSON



ST PETERS
EXTRA BOTTOM RAIL




SEACLIFF
REVERSE ARCH
EXTRA RAIL

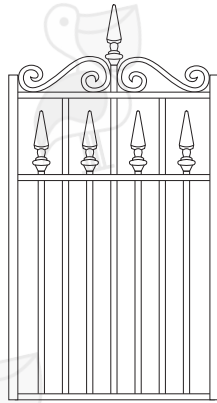


NORWOOD
DOUBLE ROW CIRCLES
EXTRA RAIL

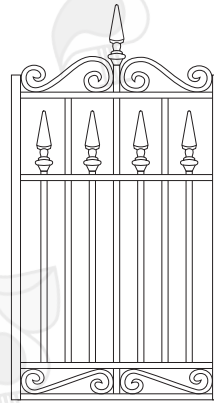




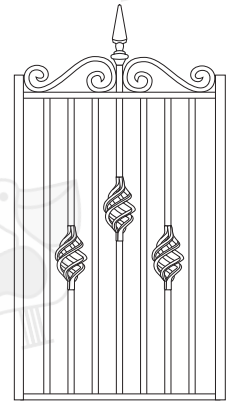
BRIGHTON
EXTRA RAIL




HENDON
WITH SCROLLS



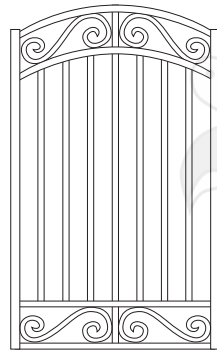
HENDON
SCROLLS TOP & BOTTOM




GRANGE WITH
BASKETS AND SCROLLS



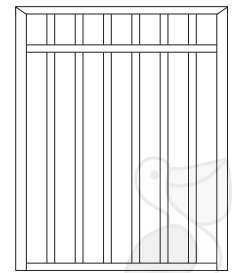
BRIGHTON
EXTRA RAIL



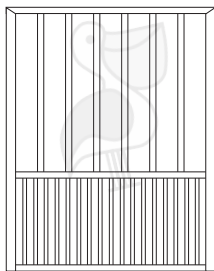
SEMAPHORE
WITH SCROLLS




GRANGE




GRANGE - EXTRA RAIL



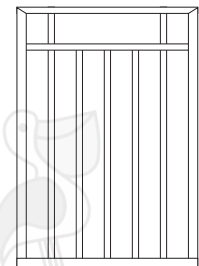
GRANGE - EXTRA ROW UPRIGHTS




KINGSFORD




SEMAPHORE




HENLEY




HENLEY - CIRCLES CONTINUOUS



HENLEY - DIAMONDS

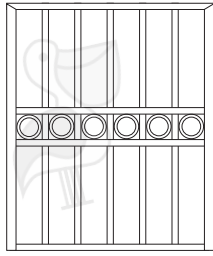


HENLEY - CROSSES

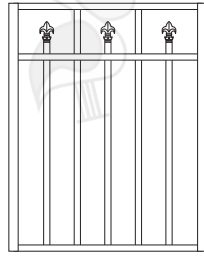


HENLEY - SCROLL






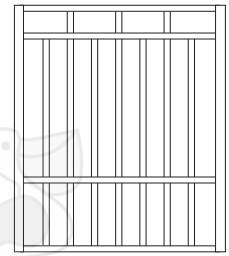
MARINO



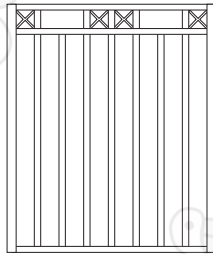
HENDON




GRANGE WITH NEWEL




HENLEY
EXTRA RAIL



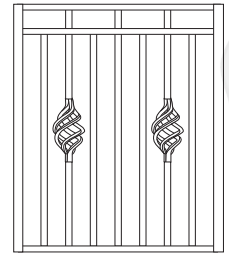
HENLEY
DOUBLE CROSS



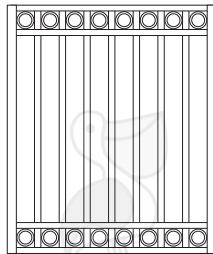
HENLEY
CIRCLES INTERMITTENT
EXTRA RAIL



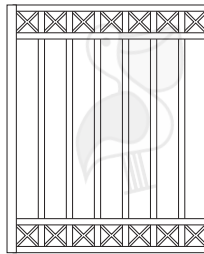
HENLEY CIRCLES
EXTRA RAIL




HENLEY WITH BASKETS



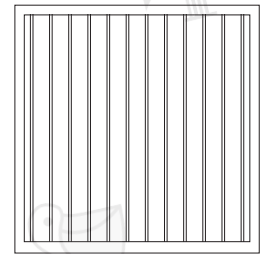
HENLEY
DOUBLE ROW CIRCLES



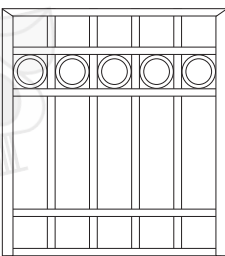
HENLEY
DOUBLE ROW CROSSES



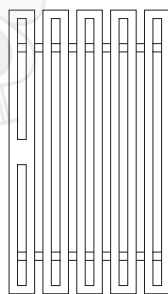
HENLEY
DOUBLE ROW DIAMONDS




BROOKLYN
38mm wide x 16mm deep pickets




HENLEY
CIRCLES (CUSTOM)



CUSTOM
50x50 RECTANGLES




65x16 HORIZONTAL SLATS
WITH SCROLLS




PROSPECT
Top View
Slats on 45° Angle






KENSINGTON
65x16 VERTICAL SLATS




KENSINGTON - NO GAP
65x16 VERTICAL SLATS



LEABROOK
65x16 HORIZONTAL SLATS




LEABROOK - NO GAP
65x16 HORIZONTAL SLATS




TUSMORE
38x25 Battens Top View
Minimum Gap 20mm




STEPNEY
65x16 Battens Top View
Minimum Gap 20mm




MALVERN
50x25 Battens Top View
Minimum Gap 20mm



DULWICH
40x40 Battens Top View
Minimum Gap 40mm




MARDEN
Side View
50x50 Angle




COLLINSWOOD
Slats on 45° Angle



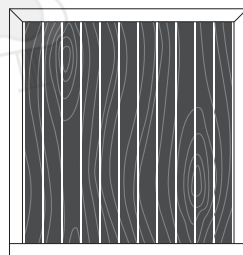
SINGLE GATE FRAME
3 RAIL




SINGLE GATE FRAME
4 RAIL



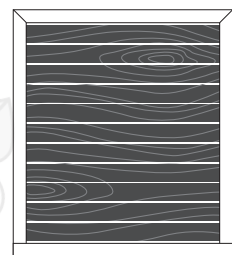
HERMITAGE DECOWOOD
65x16 VERTICAL SLATS
Timber Look Aluminium



HERMITAGE DECOWOOD
65x16 VERTICAL SLATS NO GAP
Timber Look Aluminium



SPRINGFIELD DECOWOOD
65x16 HORIZONTAL SLATS
Timber Look Aluminium



SPRINGFIELD DECOWOOD
65x16 HORIZONTAL SLATS NO GAP
Timber Look Aluminium

